

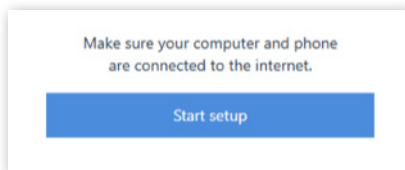
Setting up LastPass Multifactor Authentication for Workstation Login

LastPass Multifactor Authentication (MFA) allows you to utilize your LastPass MFA app to login to your workstation. Using the secure biometric authentication technology of LastPass MFA, Workstation Login enables you to seamlessly log into your machine, without needing to input a password. LastPass MFA for Workstation Login increases the security of our organization, so we are less vulnerable to breaches.

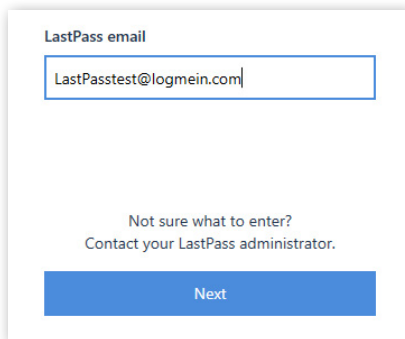
FOLLOW THESE STEPS TO GET SET-UP LASTPASS MFA FOR WORKSTATION

1. Open the LastPass MFA application on your workstation

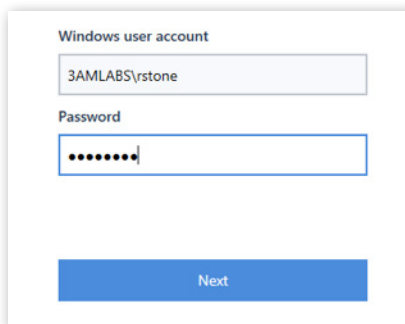
2. Click **Start setup**



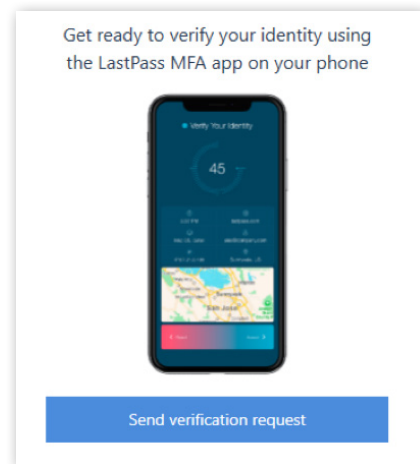
3. Enter your LastPass email (for your LastPass MFA or LastPass Identity account) and click **Next**



4. Enter your Windows or Mac user account password (your user account will be pre-populated) and click **Next**



5. Click **Send verification request**

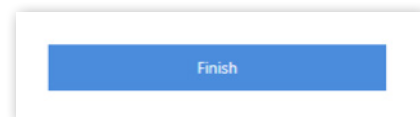


6. On your mobile device, open the LastPass MFA app and tap or select **Accept**



7. Verify your identity using stored biometrics or pattern on the app

8. Return to your workstation and click **Finish** when prompted



Visit <https://support.logmeininc.com/lastpass> for more information.